



---

# BuzziPleat

## Product Specification Sheet

---

This document contains technical information about the BuzziPleat

---






[www.buzzi.space](http://www.buzzi.space)

## A series of architectural solutions by 13&9 Design

The BuzziPleat reinterprets ancient techniques used in fashion design, like smocking and pleating, to create large-scale, yet lightweight sculptural forms, made of sound-absorbing BuzziFelt. Architectural folds maximize surface area, delivering exceptional acoustic performance.

Design by 13&9 Design

## General

-  BuzziPleat Edel | BuzziPleat Ripple  
Fixing: Wall | Suspended
-  BuzziFelt Pleat  
OffWhite or Black lace  
Metal support black
-  Fixation: wall mounted | ceiling suspended  
Black or Alu cables 2 - 5 m | 78.74" - 196.85"  
Optional extra layer BuzziFabric

---

## Acoustics



Absorption



Diffusion

---

## Content

Configurations	3	Fixing Systems	6
Fabrics	5	Dimensions	7
<a href="#">Finishes</a>	5	Acoustics	8

# Configurations

---

## BuzziPleat Ripple Suspended

📍 M, L

BuzziFelt Pleat

🌲 OffWhite or Black lace  
Metal Support Black

M: Ø 100 cm H 13 cm  
Ø 39.37" H 5.21"

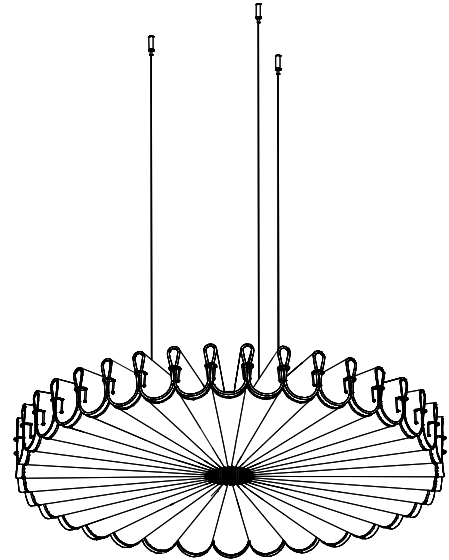
✂ L: Ø 150 cm H 19,5 cm  
Ø 59.06" H 7.68"

⚖ M: 5,2 kg | 11.46 lbs  
L: 10,9 kg | 24.03 lbs

Lace: OffWhite or Black

⋮ Optional extra layer BuzziFabric (only in combination with  
OffWhite or Anthracite Felt)  
Black or Alu cables 2 - 5 m | 78.74" - 196.85"

⚠ If installing on suspended ceiling, verify load capacity prior to installation.



## BuzziPleat Edel Suspended

📍 M, L

BuzziFelt Pleat

🌲 OffWhite or Black lace  
Metal support black

M: Ø 100 cm H 9 cm  
Ø 39.37" H 3.54"

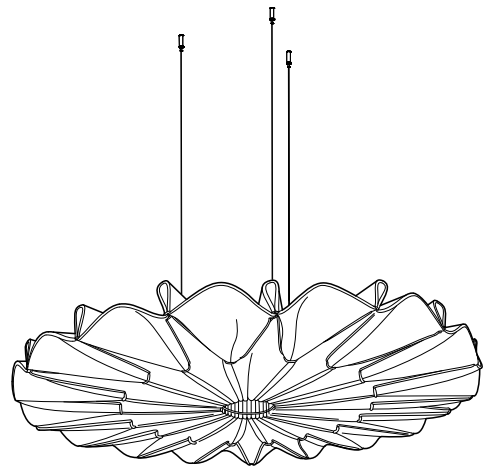
✂ L: Ø 150 cm H 13,5 cm  
Ø 59.06" H 5.31"

⚖ M: 4,2 kg | 9.26 lbs  
L: 8,9 kg | 17.62 lbs

Lace: OffWhite or Black

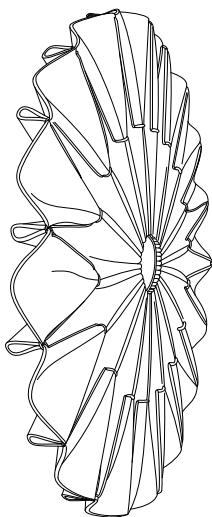
⋮ Optional extra layer BuzziFabric (only in combination with  
OffWhite or Anthracite Felt)  
Black or Alu cables 2 - 5 m | 78.74" - 196.85"

⚠ If installing on suspended ceiling, verify load capacity prior to installation.



---

## BuzziPleat Edel Wall Mounted



◆ M, L

BuzziFelt Pleat  
OffWhite or Black lace



Metal support black  
Central Wooden Support in Ash White Wash or  
Ash Black Stained

M: Ø 100 cm H 9 cm  
Ø 39.37" H 3.54"



L: Ø 150 cm H 13.5 cm  
Ø 59.06" H 5.31"



M: 4,7 kg | 10.36 lbs  
L: 9,4 kg | 20.72 lbs

Lace: OffWhite or Black



Optional extra layer BuzziFabric (only in combination with  
OffWhite or Anthracite Felt)

# Fabrics

---

## Felt

**Composition** 100% Recycled P.E.T. Felt, latex backing

**Weight** 1.000 g/m<sup>2</sup> | 29.49 oz/yd<sup>2</sup>


**Abrasion resistance** >7.000 Martindale

**Flammability** EU: EN 13501.1 + A1/2009 Class B-s1,d0  
USA: ASTM E84 Class A certified

**Fastness to light** USA 5




FE-OffWhite 63\*



FE-StoneGrey 67



FE-Lime 64




FE-Anthracite 68\*

\*Extra layer BuzziFabric Possible

---

## Fabric



**Category A**

**Composition** 70% Recycled Wool, 25% Recycled Polyacryl,  
5% Recycled Other Fabrics

**Weight** 405 g/m<sup>2</sup> | 11.94 oz/yd<sup>2</sup>

**Abrasion resistance** 40.000 Martindale, 50,000 Wyzenbeek

**Flammability** EU: EN 1021.1/2006 | BS EN 1021.1/2006 (cigarette).  
EN 1021.2/2006 | BS EN 1021.2/2006 (match)

USA: CAL TB 117 | ASTM E84 CLASS A

**Fastness to light** EU: 4 | USA 4

**Fastness to rubbing** EU: Wet 3-4 | Dry 4-5

**Fastness to crocking** USA: Wet 5 | Dry 5



# Finishes

---

## Wood



Ash Black Stained



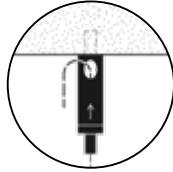
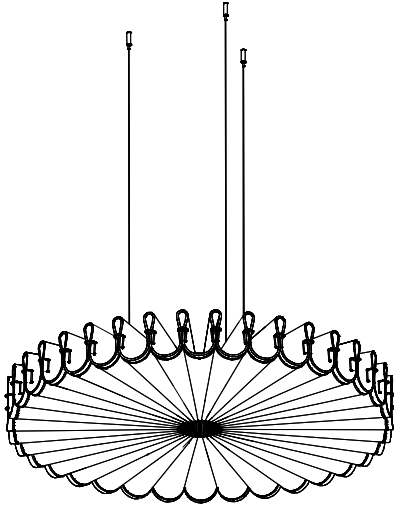
Ash White Wash

---

# Fixing Systems

---

## Fixing System Ceiling Suspended



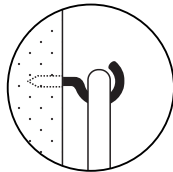
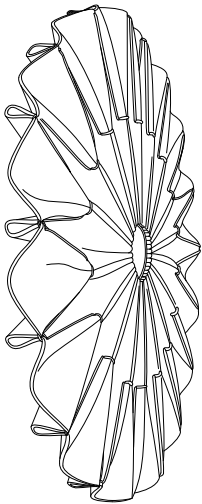
### Fixing System Screw

- Black metal support
- 3 cables of 2 - 5 m | 78.74" - 196.85"
- Black or aluminium colored cables

Formations, as with other architectural features located in the ceiling plane, may obstruct or skew the existing or planned fire sprinkler water distribution pattern, or possibly delay the activation of the fire sprinkler or fire detection system. Designers and installers are advised to consult a protection engineer, NFPA 13, and their local codes for guidance on the proper installation techniques where detection or suppression systems are present.

---

## Fixing System Wall



### Fixing System Wall

Only Edel available for Wall Mounting!

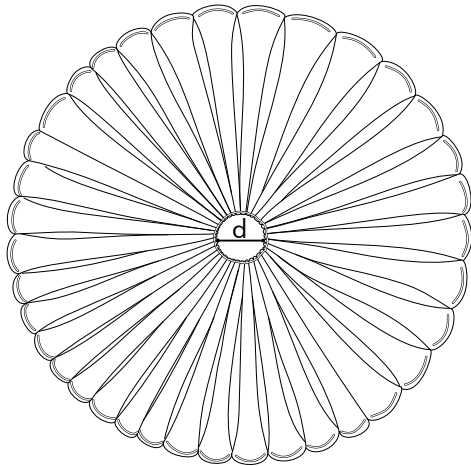
- Black metal support
- Wooden center in Ash Black Stained in combination with Black lace or Ash White Wash in combination with an OffWhite lace
- Excl. mounting hook

# Dimensions

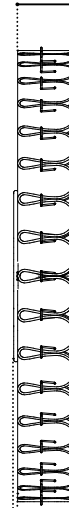
---

## BuzziPleat Ripple

**M** Ø 100 cm | 39.37"  
**L** Ø 150 cm | 59.06"  
**d** Ø 10 ~ 12 cm | 3.94" ~ 4.72"



**M** 13 cm | 5.21"  
**L** 19,5 cm | 7.68"

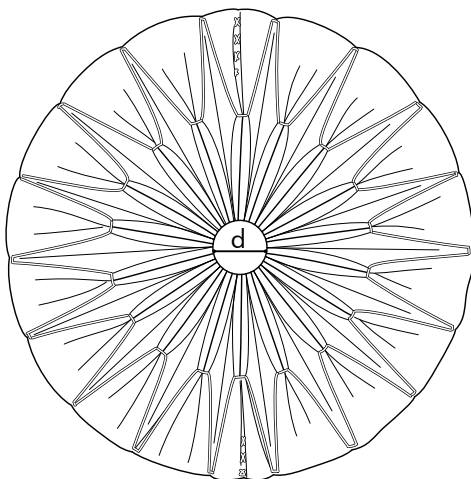


1 cm | 0.39"

---

## BuzziPleat Edel

**M** Ø 100 cm | 39.37"  
**L** Ø 150 cm | 59.06"  
**d** Ø 10 ~ 12 cm | 3.94" ~ 4.72"



**M** 9 cm | 3.54"  
**L** 13,5 cm | 5.31"

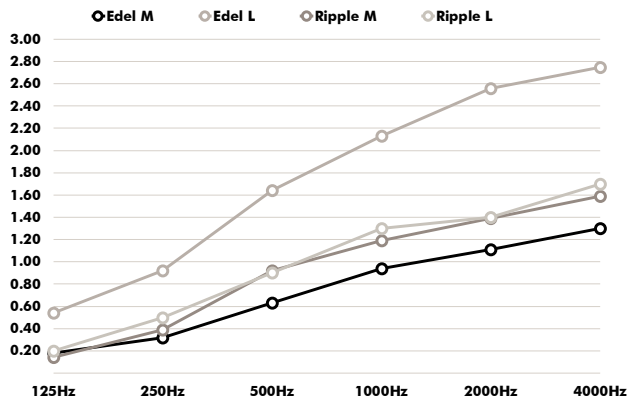


1 cm | 0.39"

# Acoustics

## BuzziPleat Ceiling

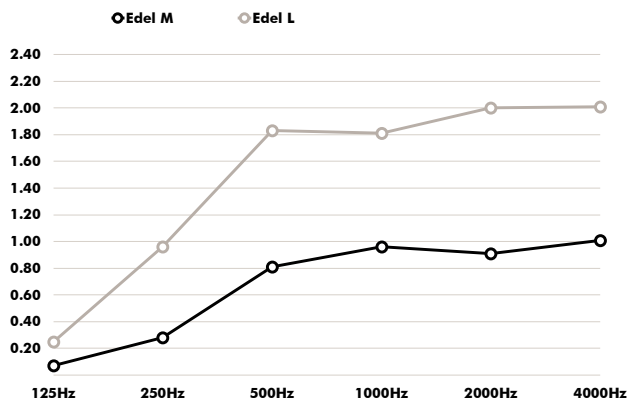
Equivalent sound absorption area in m<sup>2</sup> per object



Hz	Edel M Aeq/m <sup>2</sup>	Edel L Aeq/m <sup>2</sup>	Ripple M Aeq/m <sup>2</sup>	Ripple L Aeq/m <sup>2</sup>
125	0.18	0.54	0.14	0.20
250	0.32	0.92	0.39	0.50
500	0.63	1.64	0.92	0.90
1000	0.94	2.13	1.19	1.30
2000	1.11	2.56	1.39	1.40
4000	1.30	2.75	1.59	1.70

## BuzziPleat Wall

Equivalent sound absorption area in m<sup>2</sup> per object



Hz	Edel M Aeq/m <sup>2</sup>	Edel L Aeq/m <sup>2</sup>
125	0.07	0.25
250	0.28	0.96
500	0.81	1.83
1000	0.96	1.81
2000	0.91	2.00
4000	1.01	2.01